

THE LETHBRIDGE TIMES

www.lethbridgeschool.org.uk

YOUR SCHOOL NEWSPAPER

20p



Christmas Comes to Lethbridge



Christmas plays

This year Christmas is very much alive in Lethbridge! The decorations are up, the spirits are high, and plays are being rehearsed.

In EYFS, the children have been working hard on their upcoming Christmas production called "The Twinkly Nativity". In year 1, they've been working on their Christmas dance moves! They will be singing and dancing the nativity and will have lots of different costumes! In Year 2, they will be re-enacting the nativity story. There will be singing and dancing, costumes and lots of different characters. Parents from Year 2 are invited to watch on the 9th and 10th December, Year 1 parents on 12th and 13th December and parents from EYFS on the 10th and 11th of December.

Have you put your Christmas tree up? Well if you haven't, you can get inspiration from our big tree in the New Hall. Or maybe you have some mini trees in your classroom to get inspiration from! We wish you a **Merry Christmas** and a **Happy New Year** from all the **News-paper Team!**



Christmas dinner and jumper days

Our school will also be participating in Christmas jumper day on Thursday 12th December and the theme this year is to re-use Christmas jumpers to cut down on waste. We will also be having a Christmas dinner on Wednesday 18th December which will consist of lots of yummy food and a very tasty pudding.

Christ Church

This year, Years 3 & 4 will go to Christ Church together on 16th December, and then Years 5 & 6 will go together the next day. All of KS2 is looking forward to singing!

Christmas Unwrapped

Year 3 will be visiting Swindon Evangelical Church on Monday 9th December for the annual Christmas Unwrapped workshop.

This issue includes:

- Meet the team
- Braeside
- Christmas crafts and puzzles




Meet the team behind the scenes...

Who is on the Lethbridge News Team?
Come and meet them here.



Hi! My name is Millie and I am 10 years old. I like Taylor Swift, Harry Potter and cats. My favourite subject is English and my favourite food is KFC.

Hi! My name is Mia and I am ten years old. I love K-pop, kawaii and anime. My favourite animal is a capybara and my favourite food is McDonald's. My favourite subject is English.



My name is Hugo and I am very good at Fornite. I even won a tournament once! I like Eminem and my favourite song is X-Slide which is a phonk song. I love cats and I have two called Mable and Skittles.


Hi. My name is Alex and I am eleven. I love football and phonk songs like Fluxxwave and Funk of Galactico. I'm quite athletic and like other sports like American football which I play with my dad. My favourite food is pizza.




Hello there. My name is Kinjal and I am 10 years old. I love to draw and sketch. My favourite colour is pastel pink and my favourite food is ramen and dumplings. In my opinion the best thing about school is my friends.

Hi, my name is Amanda and I love art, cooking, science and biology. My favourite colour is turquoise and my favourite animal is the tiger. My favourite subject is history. I enjoy playing with my friends and I like sewing.





Values



By Mia and Bella

The value for Term 1 was RESPECT!

Respect is the act of kindness. Someone who is respectful is polite and considerate of your feelings, has good manners and character. It also means that they treat others like they want to be treated. This includes not bullying and not name calling. You can show respect in lots of different ways: at home, at school and most importantly to yourself.

Respect

The value for Term 2 was FRIENDSHIP!

Friendship is an act of giving to others. There are lots of different meanings of the word "friendship" such as loyal, funny and doesn't want to hurt your feelings or make you feel bad about yourself. These are just a few aspects of a true friend. The only way to find a good friend is to be one.



Anti-Bullying Week

This anti-bullying week's theme is 'Choose Respect'. This means that we have to respect other people's differences and accept them for who they are. We had an assembly on the 13th of November all about bullying and how we can stop it. In the assembly, the Head and Deputy Head pupils talked us through a PowerPoint all about the theme of 'Choose Respect'. If you see bullying, speak out. This means telling a trusted adult.

By Mia and
Millie



Year 6 residential to Braeside

In term 1, most of Year 6 went on a fun residential to Braeside Education Centre in Devizes. They were there for four days and three whole nights. They took part in lots of fun activities including zipwire, rock climbing, fire-building and much more! The children who didn't go to the residential also did some fun activities at school. A really popular activity was ziplining. It was partially rock climbing at the start since you had to climb up the climbing wall to actually get up to the zipline. Don't worry if you're not such a good climber because at the back there is a back wall, almost like a ladder, to climb up so you can then have a go on the zipline. Once you're up there you'll be clipped into a rail at the top. It only lasts a minute but it's all worth it. You'll zoom over the Braeside lake and feel a huge sense of achievement when you have completed this challenge!

The food served at Braeside is excellent - you are well fed and can help yourself to seconds if you have worked up an appetite. The meals included fish and chips, pasta bake and hotdogs. For breakfast, there was waffles, toast, bagels and pain au chocolate to choose from. In addition to the lovely food was a trophy that each table could win at meal times. This was for good manners, tidying up and working together. The instructors helped make the activities less scary and lots of fun. They're all funny and make good jokes. At Braeside, they have a 'challenge by choice' policy where you don't have to complete every task but they encourage you to have a go.

Millie from 6BF said, "It was a good experience with lots of fun activities. Definitely go if you can." Mia, also from 6BF, said, "Braeside was a really good experience and was really fun to try out all the activities. Khalid, from 6KW/KK, said, "I really enjoyed Braeside because it was the best and you have a really great time." Bhodie, from 6KW/KK, said: "Braeside was a really great residential. You get to escape your early bedtimes while you're there!"



By Alex

A few children stayed at school when the others went to Braeside. On the first morning they made clay pots which was very fun. After that, they did some drawing and made bread which smelled lovely. In the afternoon, they got to taste test the bread and eat some tasty Greek food and drink some Greek squash which was delicious. The next day, they did some puzzles in the morning and sketched an outline for the painting of the Pantheon which were then coloured in with watercolours. After that, they tried Greek dancing which was hilarious as some of the boys sported ponytails! To finish, they did a variation of some sports in the Olympics and visited the Forest School area where they got to catch lots of bugs in little pots.

By Hugo


Ballet lessons

In term 1, the Year 3 children took part in ballet lessons for five weeks. The lessons were taught by a teacher from The Royal London Ballet School. The children learned various moves and performed a 'Pas De Deux' to the Year 2 children at the end of the five weeks. Grace from 3KH said, "I really enjoyed ballet. We did lots of pliés. We performed some of the moves we learned in an assembly which was fun!"



DT slingshot cars

As part of their DT lessons, Year 3 and 4 made some slingshot cars using wood and an elastic band. They made a frame, attached an elastic band and once the elastic band was released the kinetic energy made the car move forwards. They tested them in the corridor to see whose car was the fastest. Theo from 4JK/CB said, "When we made the cars we tested them to see whose could shoot the furthest. Mine came third out of our class."



By Mia and Millie

Blue Cross visit KS1

The children had an exciting visit from the Blue Cross where a lovely lady came in to discuss what pets need. The assembly was presented to the children to learn about how to take care of pets at home and the five basic needs. The children enjoyed listening and talking about the five basic needs: food, water, shelter, sleep and attention. Some children had this to say: Annabelle said, "We learned how to look after animals that don't have owners." Aria quoted, "I liked the assembly because the Blue Cross looks after animals and I like animals!" And Ivy added, "I love animals and I even have two dogs so I know how to look after them to keep them happy." Overall, the KS1 children enjoyed the visit and some children want to own a pet now.



By **Amanda and Kinjal**

The Lethbridge Literature Festival

During the Lethbridge Literature Festival 2024, we looked at a book called *The Story Machine* by Tom McLaughlin.

Year 1 turned individual letters into drawings.

Year 2 made their own stories with their imagination.


Years 3 and 4 both wrote their own versions of the story.

Year 5 made a lift the flap the book to read to year 1 about what could've been in the typewriter's box.

Year 6 wrote shape poems about Antarctic animals.

This year the literature festival has been very fun and we have all enjoyed what we have been doing.

By **Alex**



Christmas Arts & Crafts

Here are some Christmas crafts to keep you busy in the run up to Christmas:

KS1/EYFS

Rudolph handprint

Firstly, dip your hand in brown paint and then press your hand down on paper.

Once dry, stick on googly eyes or draw your eyes on and stick on a red pom-pom for a red nose.

Enjoy your Rudolph handprint!



KS2

Christmas bauble

Firstly, cut out about twelve strips of paper.

Then, paint or decorate them how you wish.

Next, poke a hole through the top and the bottom of each strip using a toothpick or skewer.

After, use a paper fastener to connect all of the strips at the top together. Then another to connect those at the bottom. Fan them out into a ball shape.

Finally, stick a piece of ribbon or string on the top and hang on your Christmas tree!



Crafts selected by **Amanda and Kinjal**.

Seasonal recipe idea!

CHRISTMAS CRUNCH - Cookies -

Ingredients:

- 75g butter, softened
- 100g golden syrup
- 225g self-raising flour
- 100g caster sugar
- 2 tsp of ground ginger
- 1 tsp ground cinnamon
- 1 large egg (beaten)
- 2 tbsp demerara sugar



Method

1. Together melt the butter and syrup in a pan. Next mix the flour, caster sugar, ginger, cinnamon and egg in a bowl.
2. Once cooled, add in the syrup mixture and stir thoroughly.
3. Roll out into small balls and flatten with a spoon.
4. Bake for 15 to 20 minutes or until golden at gas mark 4/180°C(160°C fan)/350°F. Once cooked, leave to cool on a wire rack.
4. To finish, add a sprinkle of demerara sugar.

ENJOY!

Recipe found by **Amanda and Kinjal**

Eco Advert

Loan Litter Pickers



Are you arranging a clear up event? Have you spotted a litter filled area? Are you hoping to achieve a conservation badge with guides or scouts? Why not loan a litter picking kit from school and improve our community? If you're interested, please speak to Mrs Rowlatt.

The Puzzle Page!

By Hugo

Can you find the words hidden below?

s	x	h	y	c	b	a	x
f	u	a	g	o	k	u	o
a	l	p	d	c	e	c	b
b	o	p	e	b	e	d	m
g	x	y	a	r	r	a	e
x	y	x	b	h	t	d	r
n	d	l	i	h	t	d	r
m	s	n	s	n	l	m	y

Words you need to find

super, happy, tree, maths, merry

Which of Santa's reindeers has bad manners ?

A: Rude-olph

What do you call a Christmas investigator?

A: A mince-spy

What is the best Christmas game?

A: Ice spy

Riddle time!

What word is spelt wrong in the dictionary?

A: W-R-O-N-G